


# Fish Craft Template Pack

Free Printable Templates for Kids Ages 2–10



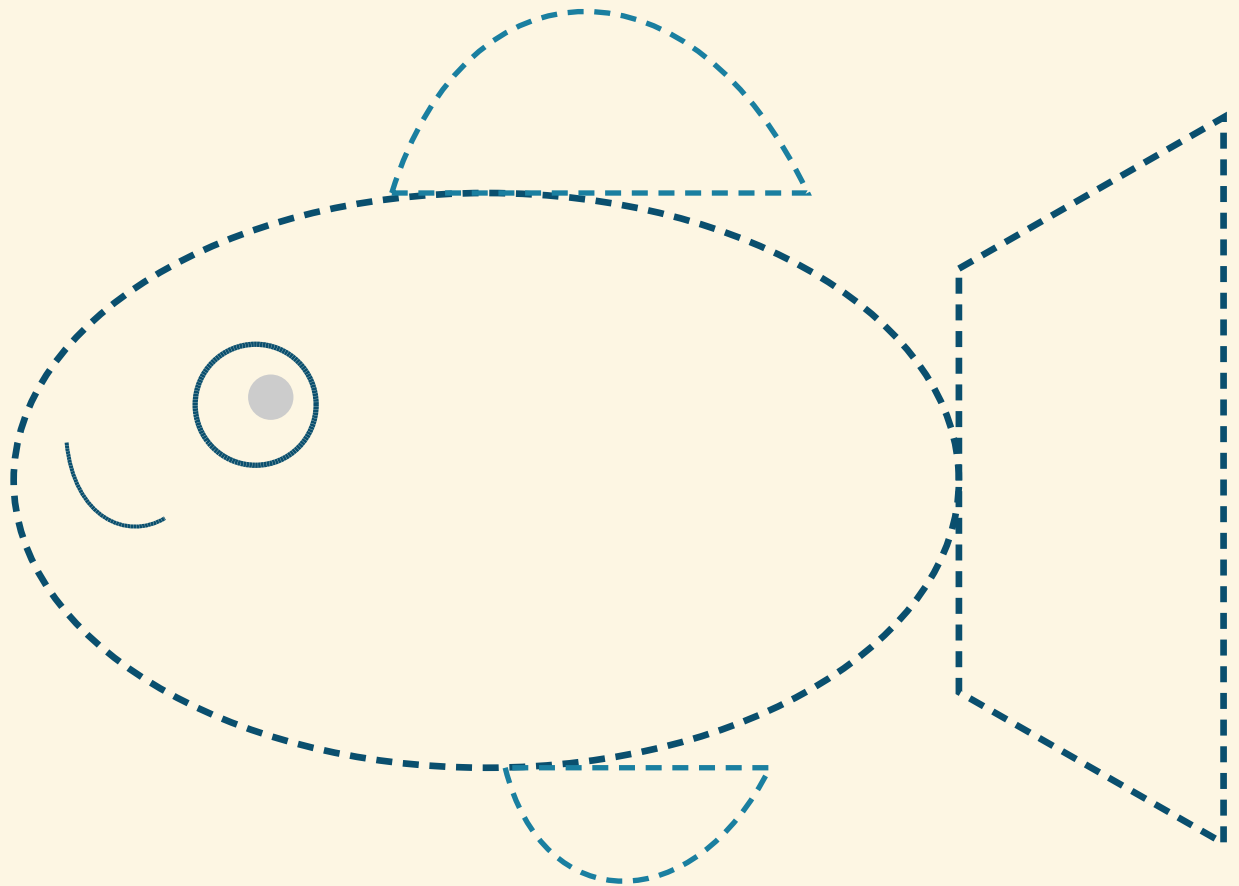
## WHAT'S INSIDE

- Template 1 — Simple Cartoon Fish (Ages 2–5)
- Template 2 — Detailed Scale Fish (Ages 6–10)
  - Template 3 — Tropical / Rainbow Fish
  - Template 4 — Big Smiling Puppet Fish
- Page 5 — Blank Ocean Scene (Group Mural)

# Template 1 — Simple Cartoon Fish

Perfect for toddlers & preschoolers · Ages 2–5

Page 1 of 5 • greendiyers.com



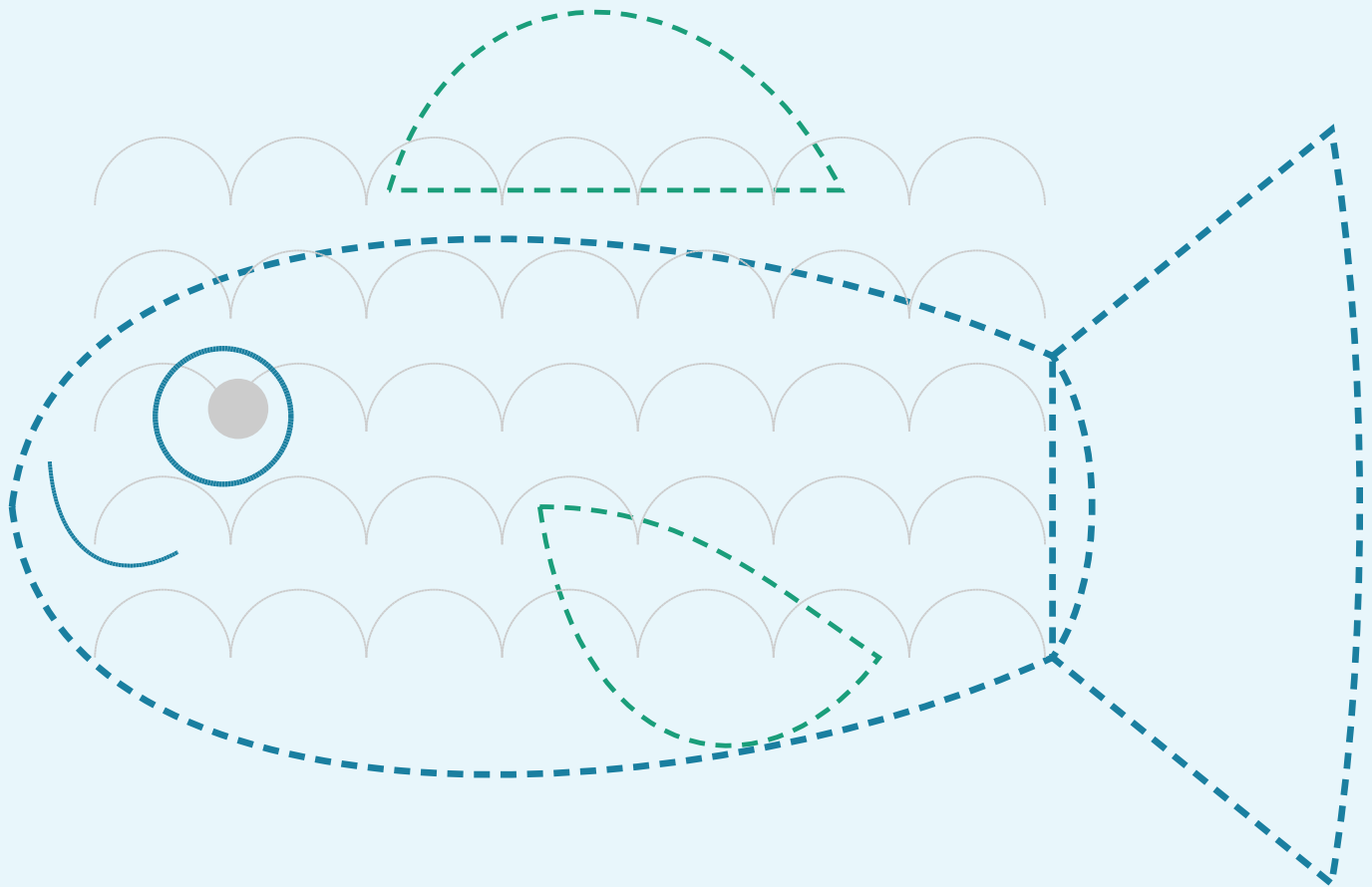
**CUT OUT THIS SHAPE**

1. Color the fish any way you like!
2. Cut along the dashed outline.
3. Add a googly eye over the circle guide.
4. Hang it up or use it as a puppet!

## Template 2 — Detailed Scale Fish

Great for elementary school • Ages 6–10 • Origami & painting

Page 2 of 5 • [greendiyers.com](http://greendiyers.com)



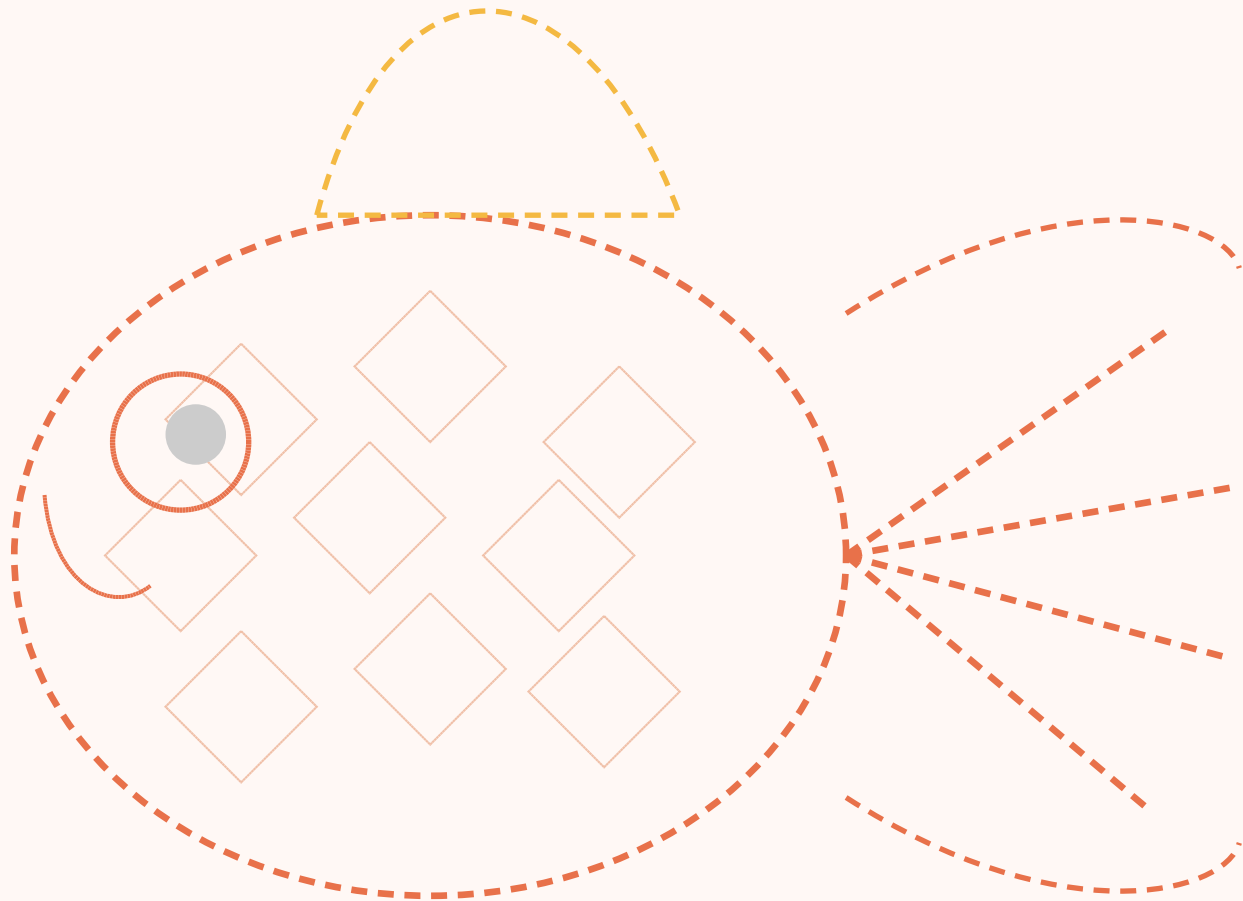
**COLOR IN THE SCALES!**

1. Use watercolors or colored pencils to fill each scale a different color.
2. Try the wax-resist technique: color with crayon first, then paint over with watercolor!
3. Cut along the dashed outline when finished.

## Template 3 — Tropical Fish

Inspired by The Rainbow Fish • Great for book activities

Page 3 of 5 • greendiyers.com




**GLUE SHINY SCALES IN THE DIAMONDS!**

1. Cut foil wrapping paper or silver craft foam into diamond shapes.
2. Fill in the diamond outlines with your shiny scales.
3. Keep ONE scale to give to a friend — just like in *The Rainbow Fish*!
4. Cut out your fish and display it proudly.

## Template 4 — Big Smiling Fish

For paper bag puppets & finger puppets • All ages

Page 4 of 5 • [greendiyers.com](http://greendiyers.com)




**COLOR ME & CUT ME OUT!**

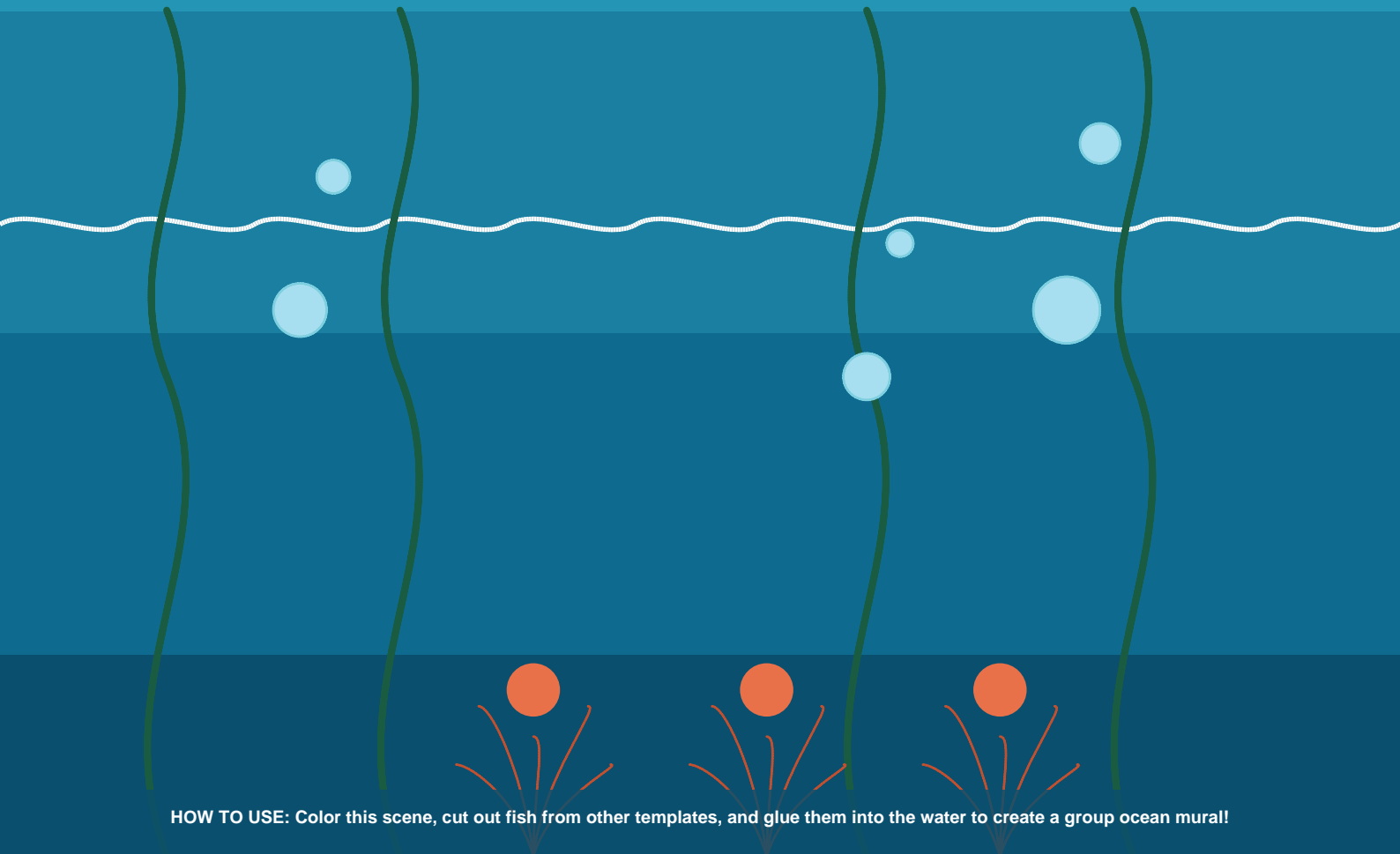

1. Color the fish — try stripes, dots, or a rainbow pattern!
2. Cut along the dashed outline.
3. Glue onto a paper lunch bag (mouth on the flap) to make a puppet.
4. Put on a fishy puppet show!

# Ocean Scene — Group Mural Template

Print multiple copies and tile together for a classroom ocean wall!



← Add your cut-out fish here! →



**HOW TO USE:** Color this scene, cut out fish from other templates, and glue them into the water to create a group ocean mural!